



BULK BLENDS



Custom Beverage
C • O • N • C • E • P • T • S

Custom Beverage Concepts offers cappuccino, hot chocolate, smoothie mix, drink mix, sugar substitutes with saccharin or aspartame and many other custom blends in 1200lb totes.

MINIMUMS REQUIRED



CAPPUCCINO



Our cappuccino is blended with 100% Columbian coffee, superior flavors, creamer and non-fat milk to ensure great taste and repeat customers. It works with all types of hot beverage equipment and **PRIVATE LABEL** is available.

See page 2 for our SPECIALTY FLAVORS!

ITEM No.	STOCK FLAVORS	NET Wt.	PACK	CASE Wt.	PALLET	CUBE	YIELD Per CASE
10000	French Vanilla Deluxe Cappuccino	2lb	6 / 2lb	13lb	15 / 6 / 90	.35cu ft	113-230 8oz
10001	French Vanilla Cappuccino	2lb	6 / 2lb	13lb	15 / 6 / 90	.35cu ft	113-230 8oz
10002	English Toffee Cappuccino	2lb	6 / 2lb	13lb	15 / 6 / 90	.35cu ft	113-230 8oz
10003	Hazelnut Cappuccino	2lb	6 / 2lb	13lb	15 / 6 / 90	.35cu ft	113-230 8oz
10004	Original Cappuccino	2lb	6 / 2lb	13lb	15 / 6 / 90	.35cu ft	113-230 8oz
ITEM No.	SEASONAL FLAVORS	NET Wt.	PACK	CASE Wt.	PALLET	CUBE	YIELD Per CASE
10014	Egg Nog Cappuccino	2lb	6 / 2lb	13lb	15 / 6 / 90	.35cu ft	113-230 8oz
10050	Pumpkin Cappuccino	2lb	6 / 2lb	13lb	15 / 6 / 90	.35cu ft	113-230 8oz

Yield varies by gram throw.
Please call for availability of Seasonal and Specialty Flavors.



CAPPUCCINO



ITEM No.	SPECIALTY FLAVORS	NET Wt.	PACK	CASE Wt.	PALLET	CUBE	YIELD Per CASE
10005	Swiss Mocha Cappuccino	2lb	6 / 2lb	13lb	15 / 6 / 90	.35cu ft	113-230 8oz
10006	White Chocolate Cappuccino	2lb	6 / 2lb	13lb	15 / 6 / 90	.35cu ft	113-230 8oz
10007	Cinnamon Vanilla Nut Cappuccino	2lb	6 / 2lb	13lb	15 / 6 / 90	.35cu ft	113-230 8oz
10008	Smores Cappuccino	2lb	6 / 2lb	13lb	15 / 6 / 90	.35cu ft	113-230 8oz
10009	Irish Cream Cappuccino	2lb	6 / 2lb	13lb	15 / 6 / 90	.35cu ft	113-230 8oz
10010	Chocolate Raspberry Cappuccino	2lb	6 / 2lb	13lb	15 / 6 / 90	.35cu ft	113-230 8oz
10011	Amaretto Cappuccino	2lb	6 / 2lb	13lb	15 / 6 / 90	.35cu ft	113-230 8oz
10012	Fat Free French Vanilla Cappuccino	2lb	6 / 2lb	13lb	15 / 6 / 90	.35cu ft	113-230 8oz
10049	Raspberry Vanilla Cappuccino	2lb	6 / 2lb	13lb	15 / 6 / 90	.35cu ft	113-230 8oz
10051	Cookies & Cream Cappuccino	2lb	6 / 2lb	13lb	15 / 6 / 90	.35cu ft	113-230 8oz
10052	White Chocolate Caramel Cappuccino	2lb	6 / 2lb	13lb	15 / 6 / 90	.35cu ft	113-230 8oz
10053	Mocha Surge Cappuccino	2lb	6 / 2lb	13lb	15 / 6 / 90	.35cu ft	113-230 8oz
10071	Sugar Free French Vanilla Cappuccino	2lb	6 / 2lb	13lb	15 / 6 / 90	.35cu ft	113-230 8oz
10072	Caramel Cappuccino	2lb	6 / 2lb	13lb	15 / 6 / 90	.35cu ft	113-230 8oz
10074	Butter Pecan Cappuccino	2lb	6 / 2lb	13lb	15 / 6 / 90	.35cu ft	113-230 8oz
10075	Vanilla Chai Cappuccino	2lb	6 / 2lb	13lb	15 / 6 / 90	.35cu ft	113-230 8oz
10076	Strawberry Steamer	2lb	6 / 2lb	13lb	15 / 6 / 90	.35cu ft	113-230 8oz
10077	Caramel Steamer	2lb	6 / 2lb	13lb	15 / 6 / 90	.35cu ft	113-230 8oz
10078	Vanilla Steamer	2lb	6 / 2lb	13lb	15 / 6 / 90	.35cu ft	113-230 8oz
10079	Chai Tea	2lb	6 / 2lb	13lb	15 / 6 / 90	.35cu ft	113-230 8oz
10080	Horchata Cappuccino	2lb	6 / 2lb	13lb	15 / 6 / 90	.35cu ft	113-230 8oz


Yield varies by gram throw.

Please call for availability of Specialty and Seasonal Flavors.





CAPPUCCINO TOPPING



Custom Beverage
C • O • N • C • E • P • T • S

Espresso vending machines can offer high quality coffee as well as latte and cappuccino. Our TIORA CAPPUCCINO TOPPING is specially formulated to work in these machines to deliver coffee shoppe style latte and cappuccino in the office or break room.

ITEM No.	PRODUCT	NET Wt.	PACK	CASE Wt.	PALLET	CUBE	YIELD Per CASE
10028	Tiora Cappuccino Topping	1.1lb	20 / 1.1lb	23lb	9 / 5 / 45	1.06cu ft	650-700 8oz

Yield varies by gram throw.



344 Golf Course Road • Tallapoosa, GA 30176
phone: 770.574.9899 • fax: 770.574.3095 • custombeverageconcepts.com





DRINK MIX



Custom Beverage
C • O • N • C • E • P • T • S

Custom Beverage Concepts packages a variety of drink mix flavors. These products are packaged in cases of twelve and are used primarily for the institutional food service market such as school systems, day care facilities, and restaurants.

ITEM No.	PRODUCT	NET Wt.	PACK	CASE Wt.	PALLET	CUBE	YIELD Per CASE
10029	Black Cherry Drink Mix	24oz	12 / 24oz	19lb	15 / 5 / 75	.49cu ft	24 gallons
10030	Cherry Drink Mix	24oz	12 / 24oz	19lb	15 / 5 / 75	.49cu ft	24 gallons
10031	Grape Drink Mix	24oz	12 / 24oz	19lb	15 / 5 / 75	.49cu ft	24 gallons
10032	Lemonade Drink Mix	24oz	12 / 24oz	19lb	15 / 5 / 75	.49cu ft	24 gallons
10033	Orange Drink Mix	24oz	12 / 24oz	19lb	15 / 5 / 75	.49cu ft	24 gallons
10034	Peach Drink Mix	24oz	12 / 24oz	19lb	15 / 5 / 75	.49cu ft	24 gallons
10035	Pink Lemonade Drink Mix	24oz	12 / 24oz	19lb	15 / 5 / 75	.49cu ft	24 gallons
10036	Strawberry Drink Mix	24oz	12 / 24oz	19lb	15 / 5 / 75	.49cu ft	24 gallons
10037	Kool Blue Drink Mix	24oz	12 / 24oz	19lb	15 / 5 / 75	.49cu ft	24 gallons
10073	Fruit Punch Drink Mix	24oz	12 / 24oz	19lb	15 / 5 / 75	.49cu ft	24 gallons



HOT CHOCOLATE



Custom Beverage
C • O • N • C • E • P • T • S

Custom Beverage Concepts vending chocolate is packaged as a case of 6 / 2lb bags or 12 / 2lb bags. Our blends of hot cocoa use a mixture of superior flavor, Dutch cocoa, and high quality creamer which produces a creamy texture and rich, chocolate flavor every time.

PRIVATE LABEL AVAILABLE

ITEM No.	PRODUCT	NET Wt.	PACK	CASE Wt.	PALLET	CUBE	YIELD Per CASE
10020	Hot Chocolate	2lb	6 / 2lb	13lb	15 / 6 / 90	.35cu ft	195-240 8oz
10021	Hot Chocolate	2lb	12 / 2lb	25lb	12 / 5 / 60	.66cu ft	389-454 8oz


Yield varies by gram throw.



344 Golf Course Road • Tallapoosa, GA 30176
phone: 770.574.9899 • fax: 770.574.3095 • custombeverageconcepts.com



SMOOTHIES & ICE COFFEE



Custom Beverage
C • O • N • C • E • P • T • S


The "Ice Age" is back!

Always in season, ARCTIC FREEZE SMOOTHIES and JAVA FREEZE FROZEN COFFEE are all the rage. Blended for superior taste and creamy, smooth texture, these delightful treats are always a hit.

ITEM No.	PRODUCT	NET Wt.	PACK	CASE Wt.	PALLET	CUBE	YIELD Per CASE
10017	Arctic Freeze Blue Raspberry Smoothie	2lb	6 / 2lb	13lb	15 / 6 / 90	.35cu ft	10 gallons
10018	Arctic Freeze Pina Colada Smoothie	2lb	6 / 2lb	13lb	15 / 6 / 90	.35cu ft	10 gallons
10019	Arctic Freeze Cherry Smoothie	2lb	6 / 2lb	13lb	15 / 6 / 90	.35cu ft	10 gallons
10022	Arctic Freeze Strawberry Smoothie	2lb	6 / 2lb	13lb	15 / 6 / 90	.35cu ft	10 gallons
ITEM No.	PRODUCT	NET Wt.	PACK	CASE Wt.	PALLET	CUBE	YIELD Per CASE
10015	Java Freeze French Vanilla Frozen Coffee	1.5lb	8 / 1.5lb	13lb	15 / 6 / 90	.35cu ft	10-12 gallons
10016	Java Freeze Mocha Frozen Coffee	1.5lb	8 / 1.5lb	13lb	15 / 6 / 90	.35cu ft	10-12 gallons



TEA SWEETNER



Custom Beverage
C • O • N • C • E • P • T • S

In the south, sweet tea is a staple!

Ensure that the tea you serve to your customers is always sweetened to perfection. Made from a blend of pure cane sugar and high intensity sweetener, TEA SWEETNER is convenient and consistent.


One bag of product makes three gallons of sweet tea.

ITEM No.	PRODUCT	NET Wt.	PACK	CASE Wt.	PALLET	CUBE	YIELD Per CASE
10070	Tea Sweetner	1lb	12 / 1lb	13lb	15 / 6 / 90	.35cu ft	36 gallons



344 Golf Course Road • Tallapoosa, GA 30176
phone: 770.574.9899 • fax: 770.574.3095 • custombeverageconcepts.com

VENDING



Custom Beverage
C • O • N • C • E • P • T • S

Custom Beverage Concepts packages creamer, flavored creamer, sugar and sugar substitute in bulk bags for the vending industry. These products can be used in all types of vending equipment.

ITEM No.	PRODUCT	NET Wt.	PACK	CASE Wt.	PALLET	CUBE	YIELD Per CASE
10013	Vanilla Flavored Creamer	2lb	6 / 2lb	13lb	15 / 6 / 90	.35cu ft	1556 / 3.5g
10024	Vending Creamer	1lb	8 / 1lb	9lb	15 / 6 / 75	.35cu ft	1037 / 3.5g
10026	Vending Sugar	2lb	9 / 2lb	20lb	15 / 6 / 75	.49cu ft	2724 / 3g
10027	Bulk Pink Sugar Substitute	2lb	6 / 2lb	13lb	15 / 6 / 90	.35cu ft	5448 / 1g

Yield varies by gram throw.



344 Golf Course Road • Tallapoosa, GA 30176
phone: 770.574.9899 • fax: 770.574.3095 • custombeverageconcepts.com